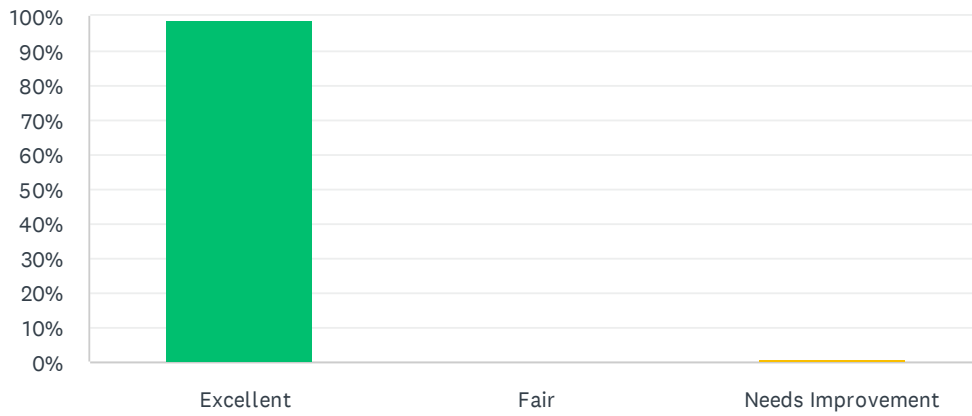


Q1 How would you rate the customer service of the staff at ADS?

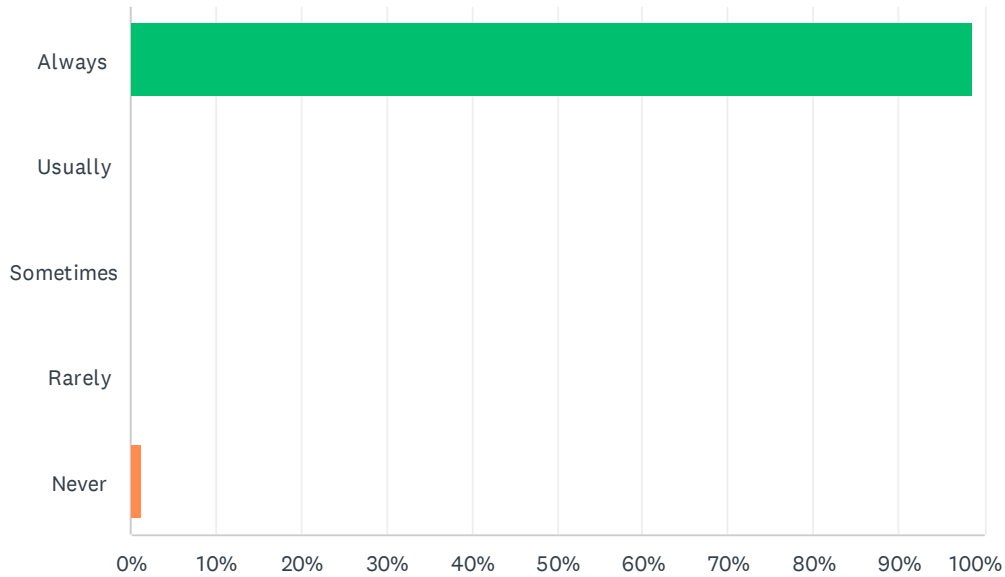
Answered: 82 Skipped: 0



ANSWER CHOICES	RESPONSES	
Excellent	98.78%	81
Fair	0.00%	0
Needs Improvement	1.22%	1
TOTAL		82

Q2 Did you feel comfortable during your time at ADS and that any concerns you may have had were addressed?

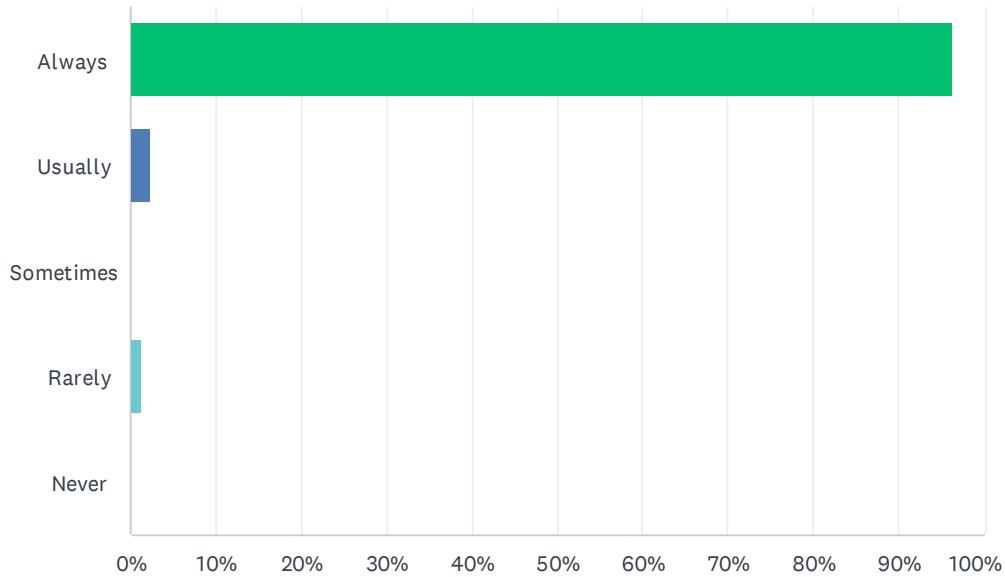
Answered: 82 Skipped: 0



ANSWER CHOICES	RESPONSES	
Always	98.78%	81
Usually	0.00%	0
Sometimes	0.00%	0
Rarely	0.00%	0
Never	1.22%	1
TOTAL		82

Q3 I feel communication was clear and I was included in the decision making for my procedure where applicable?

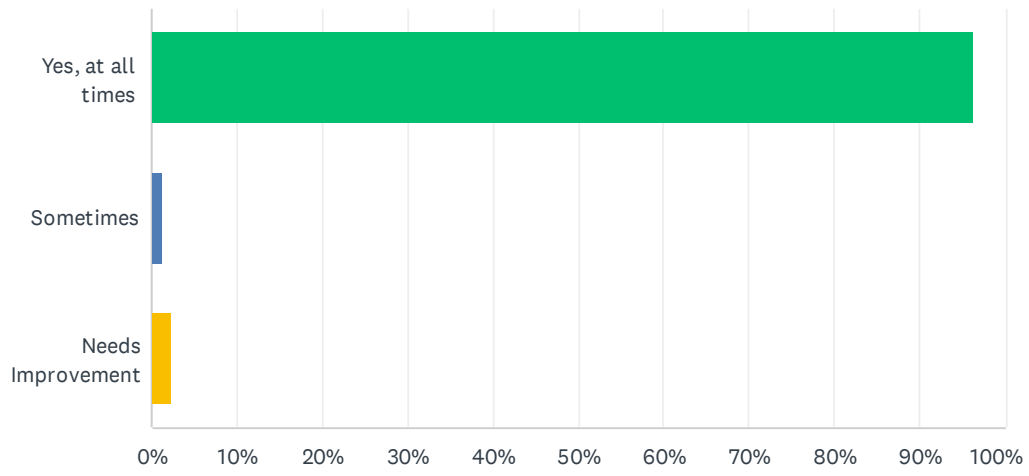
Answered: 82 Skipped: 0



ANSWER CHOICES	RESPONSES	
Always	96.34%	79
Usually	2.44%	2
Sometimes	0.00%	0
Rarely	1.22%	1
Never	0.00%	0
TOTAL		82

Q4 Do you feel your privacy was respected?

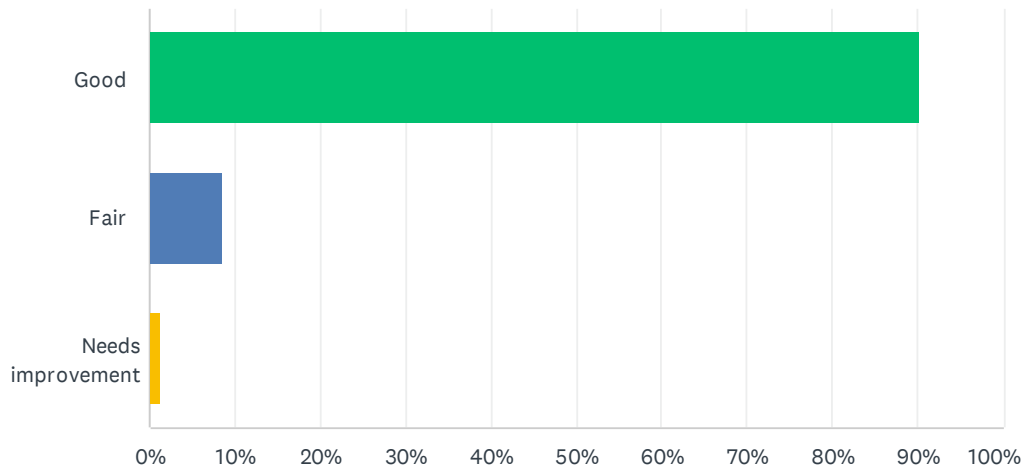
Answered: 82 Skipped: 0



ANSWER CHOICES	RESPONSES	
Yes, at all times	96.34%	79
Sometimes	1.22%	1
Needs Improvement	2.44%	2
TOTAL		82

Q5 Was the time you waited for your procedure..

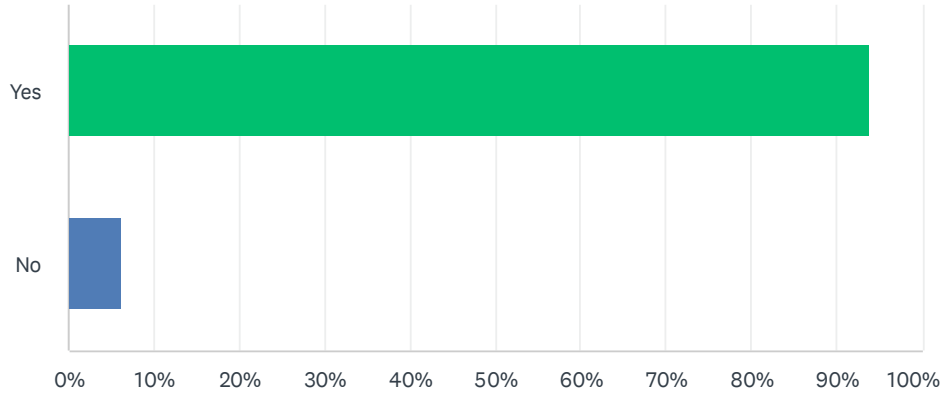
Answered: 82 Skipped: 0



ANSWER CHOICES	RESPONSES	
Good	90.24%	74
Fair	8.54%	7
Needs improvement	1.22%	1
TOTAL		82

Q6 Did you receive Informed Financial Consent on the day of your surgery?

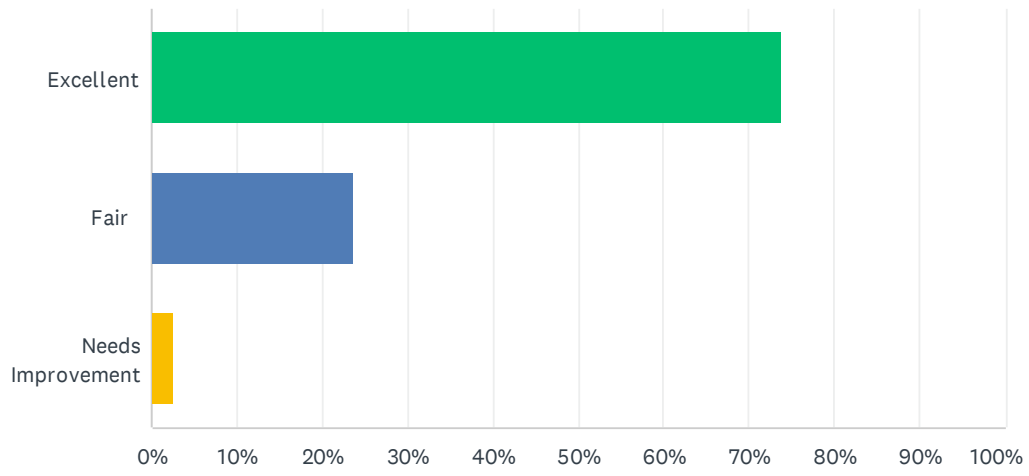
Answered: 81 Skipped: 1



ANSWER CHOICES	RESPONSES	
Yes	93.83%	76
No	6.17%	5
TOTAL		81

Q7 How would you rate the refreshments provided?

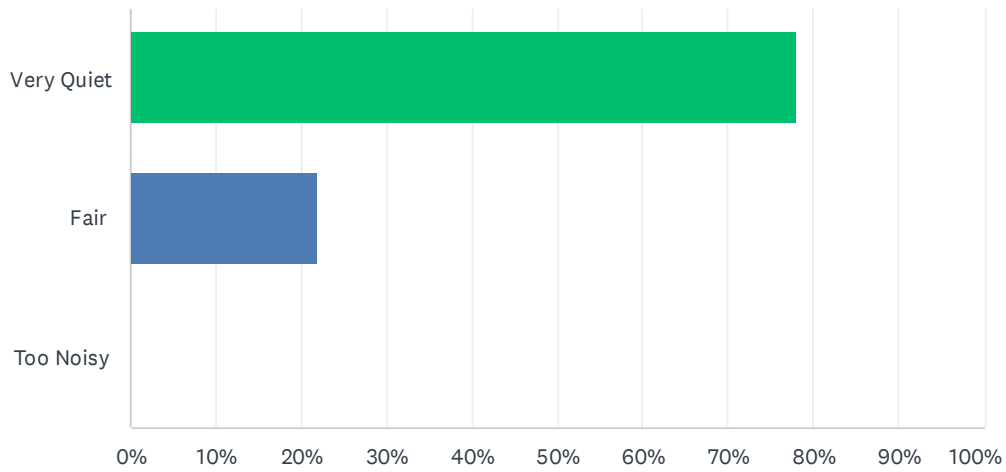
Answered: 80 Skipped: 2



ANSWER CHOICES	RESPONSES	
Excellent	73.75%	59
Fair	23.75%	19
Needs Improvement	2.50%	2
TOTAL		80

Q8 How would you rate the noise level?

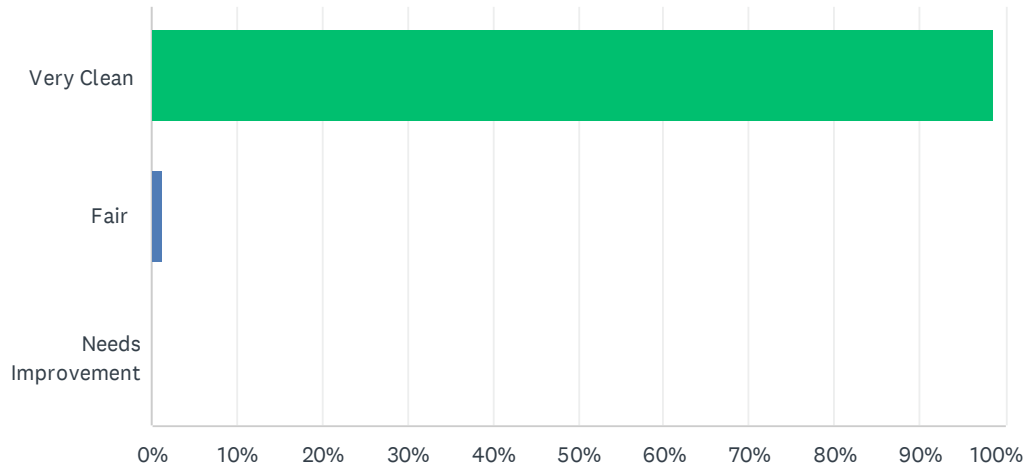
Answered: 82 Skipped: 0



ANSWER CHOICES	RESPONSES	
Very Quiet	78.05%	64
Fair	21.95%	18
Too Noisy	0.00%	0
TOTAL		82

Q9 How would you rate the cleanliness of the environment?

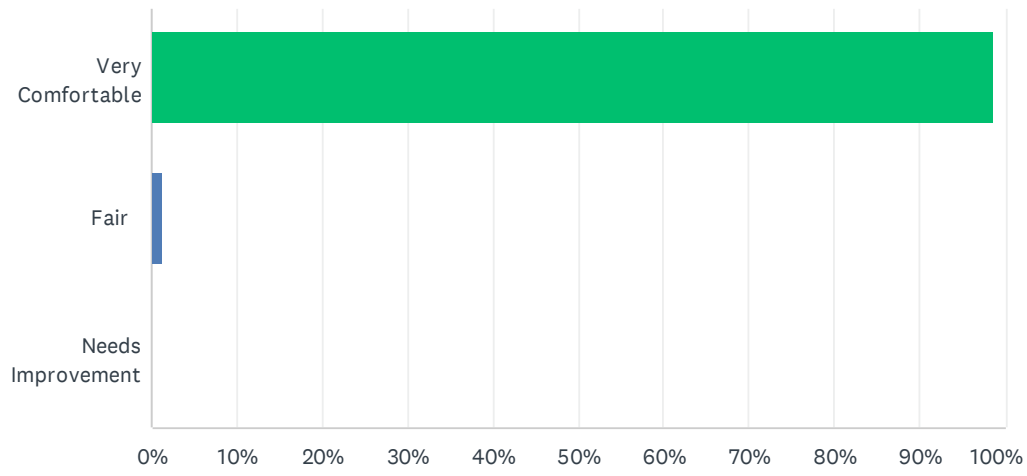
Answered: 82 Skipped: 0



ANSWER CHOICES	RESPONSES	
Very Clean	98.78%	81
Fair	1.22%	1
Needs Improvement	0.00%	0
TOTAL		82

Q10 How would you rate the comfort of the environment?

Answered: 82 Skipped: 0



ANSWER CHOICES	RESPONSES	
Very Comfortable	98.78%	81
Fair	1.22%	1
Needs Improvement	0.00%	0
TOTAL		82

Q11 What are we doing well?

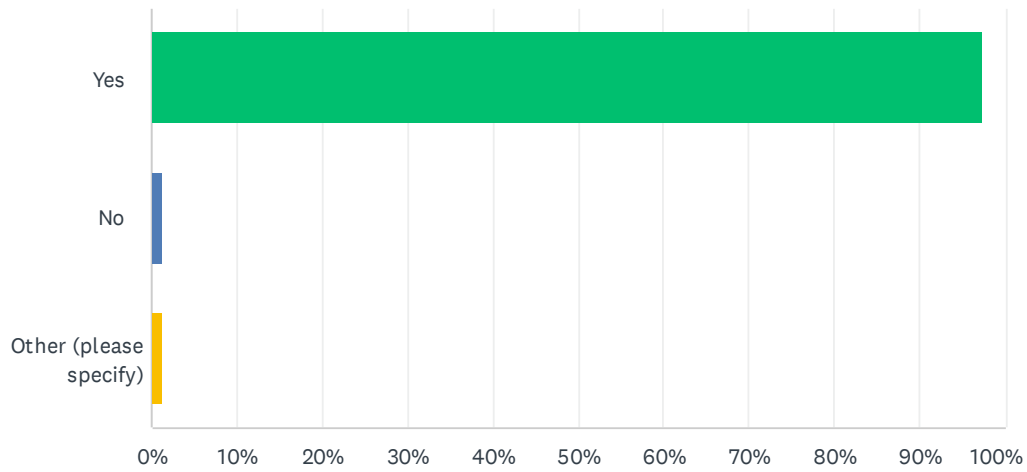
Answered: 63 Skipped: 19

Q12 What could we do better?

Answered: 47 Skipped: 35

Q13 Did we meet your expectations?

Answered: 80 Skipped: 2



ANSWER CHOICES	RESPONSES	
Yes	97.50%	78
No	1.25%	1
Other (please specify)	1.25%	1
TOTAL		80

Q14 Would you like to be contacted regarding your survey? if so please leave your Name and contact Number?

Answered: 19 Skipped: 63