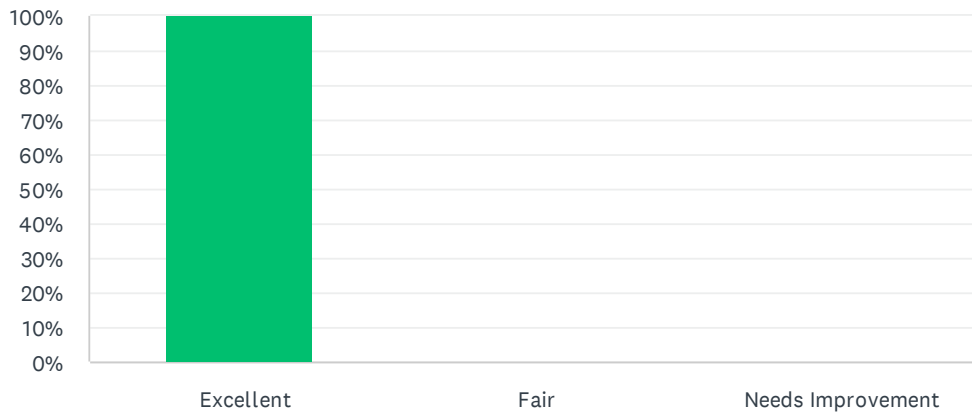


## Q1 How would you rate the customer service of the staff at ADS?

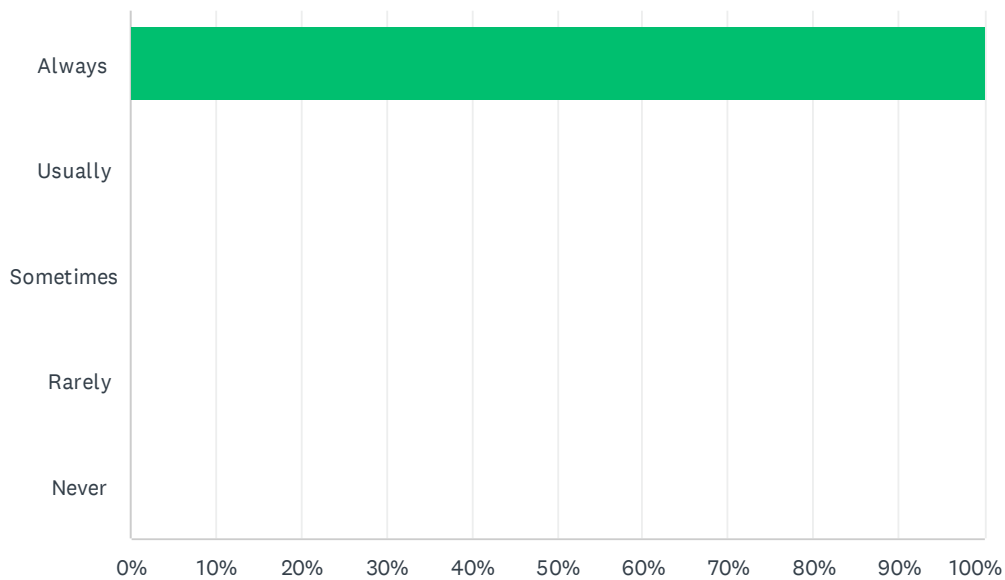
Answered: 27 Skipped: 0



ANSWER CHOICES	RESPONSES	
Excellent	100.00%	27
Fair	0.00%	0
Needs Improvement	0.00%	0
<b>TOTAL</b>		<b>27</b>

## Q2 Did you feel comfortable during your time at ADS and that any concerns you may have had were addressed?

Answered: 27 Skipped: 0

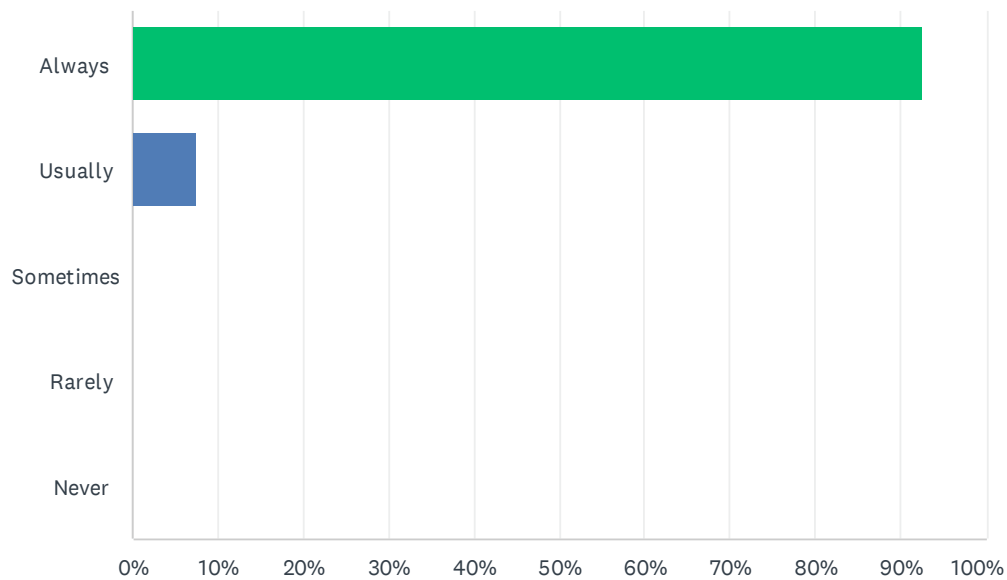


## Patient Satisfaction Survey

ANSWER CHOICES	RESPONSES	
Always	100.00%	27
Usually	0.00%	0
Sometimes	0.00%	0
Rarely	0.00%	0
Never	0.00%	0
TOTAL		27

### Q3 I feel communication was clear and I was included in the decision making for my procedure where applicable?

Answered: 27 Skipped: 0

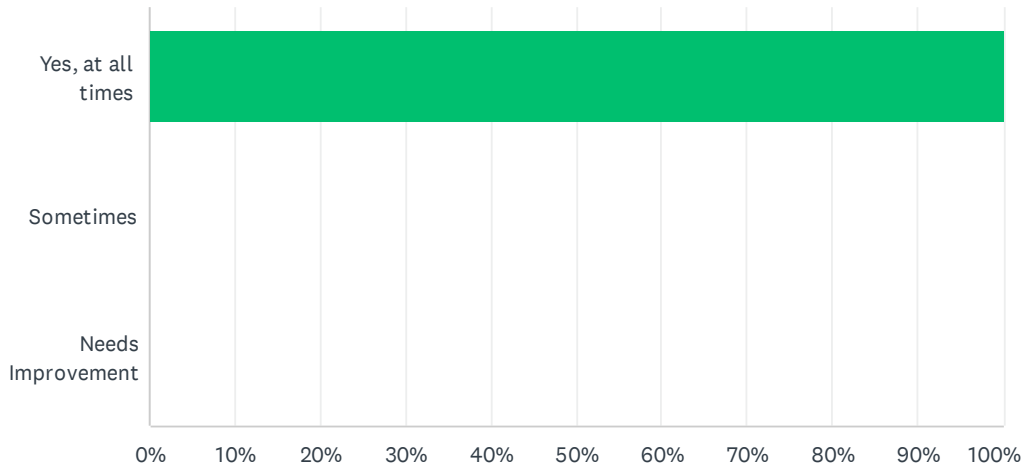


ANSWER CHOICES	RESPONSES	
Always	92.59%	25
Usually	7.41%	2
Sometimes	0.00%	0
Rarely	0.00%	0
Never	0.00%	0
TOTAL		27

### Q4 Do you feel your privacy was respected?

Answered: 27 Skipped: 0

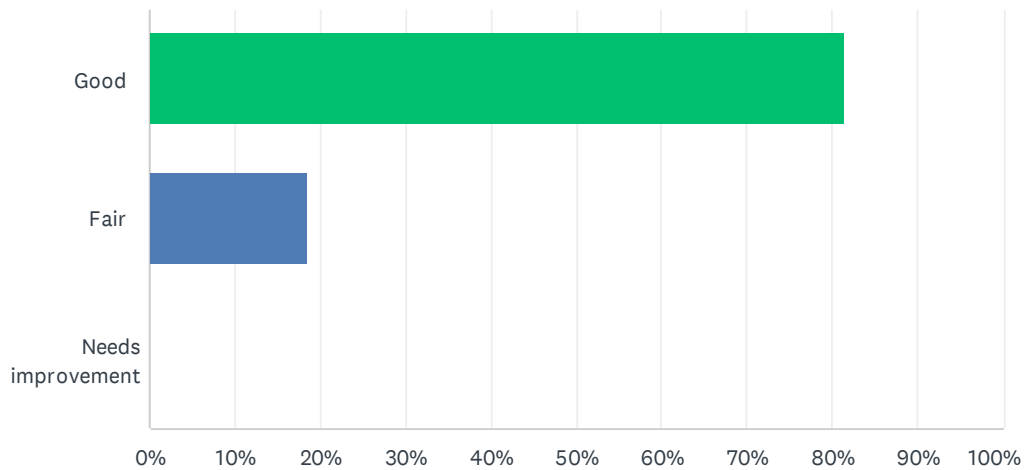
## Patient Satisfaction Survey



ANSWER CHOICES	RESPONSES	
Yes, at all times	100.00%	27
Sometimes	0.00%	0
Needs Improvement	0.00%	0
<b>TOTAL</b>		<b>27</b>

## Q5 Was the time you waited for your procedure..

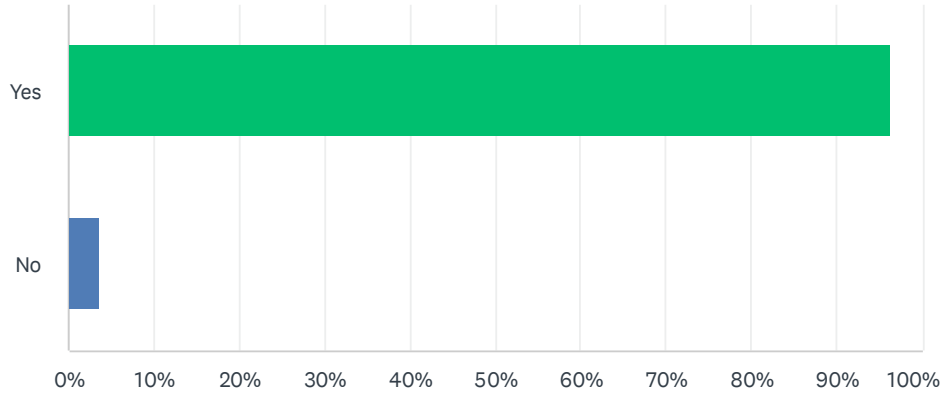
Answered: 27 Skipped: 0



ANSWER CHOICES	RESPONSES	
Good	81.48%	22
Fair	18.52%	5
Needs improvement	0.00%	0
<b>TOTAL</b>		<b>27</b>

## Q6 Did you receive Informed Financial Consent on the day of your surgery?

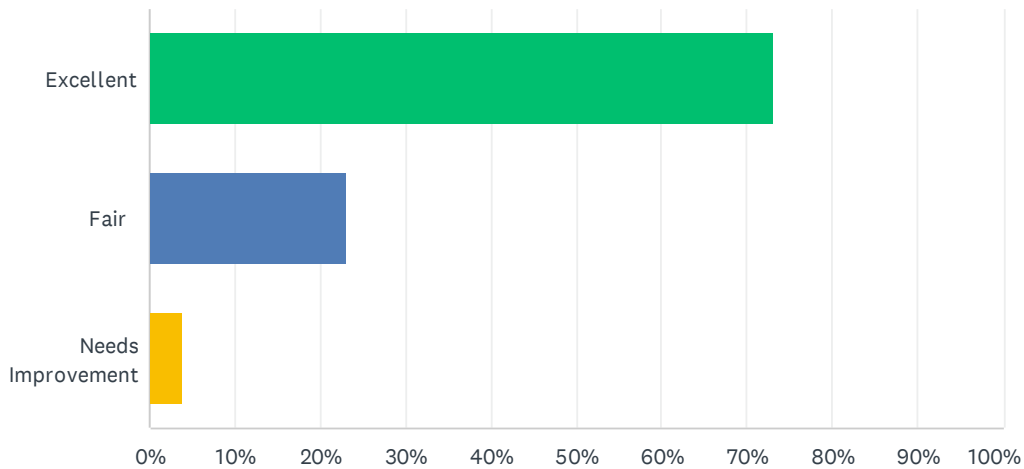
Answered: 27 Skipped: 0



ANSWER CHOICES	RESPONSES	
Yes	96.30%	26
No	3.70%	1
TOTAL		27

## Q7 How would you rate the refreshments provided?

Answered: 26 Skipped: 1

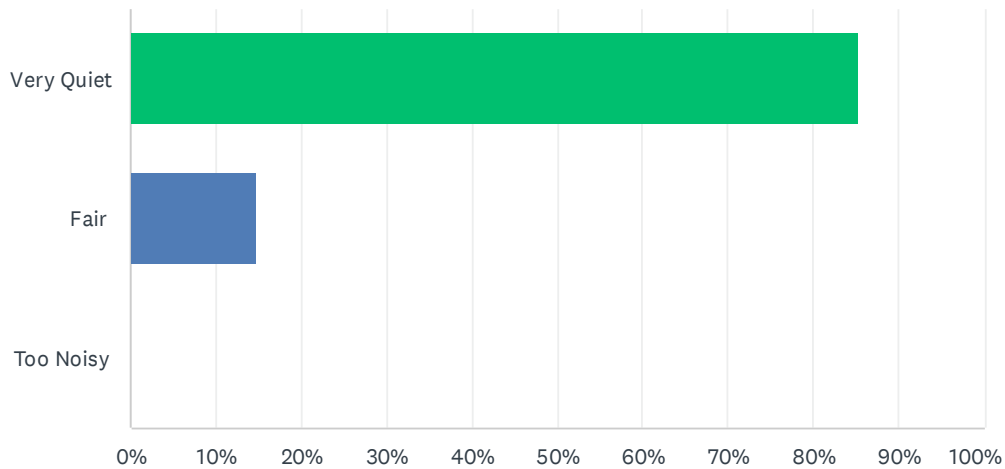


## Patient Satisfaction Survey

ANSWER CHOICES	RESPONSES	
Excellent	73.08%	19
Fair	23.08%	6
Needs Improvement	3.85%	1
<b>TOTAL</b>		<b>26</b>

### Q8 How would you rate the noise level?

Answered: 27    Skipped: 0

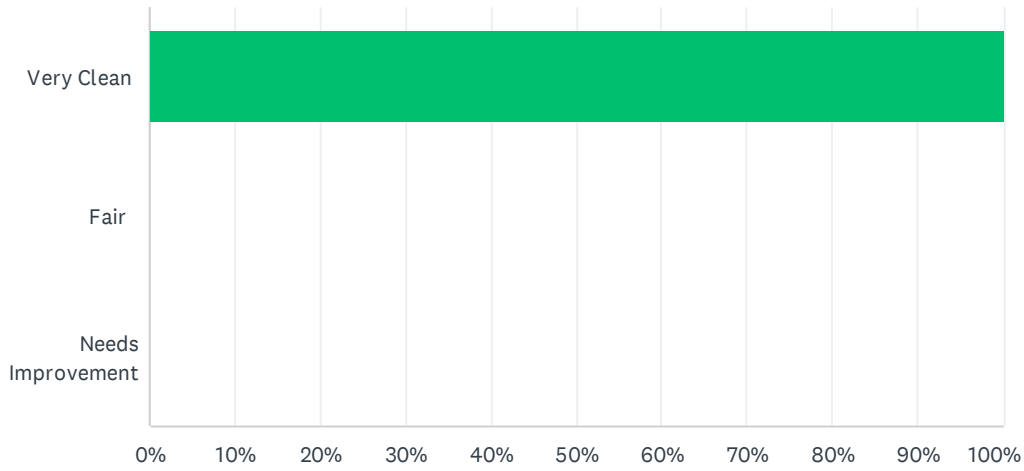


ANSWER CHOICES	RESPONSES	
Very Quiet	85.19%	23
Fair	14.81%	4
Too Noisy	0.00%	0
<b>TOTAL</b>		<b>27</b>

### Q9 How would you rate the cleanliness of the environment?

Answered: 27    Skipped: 0

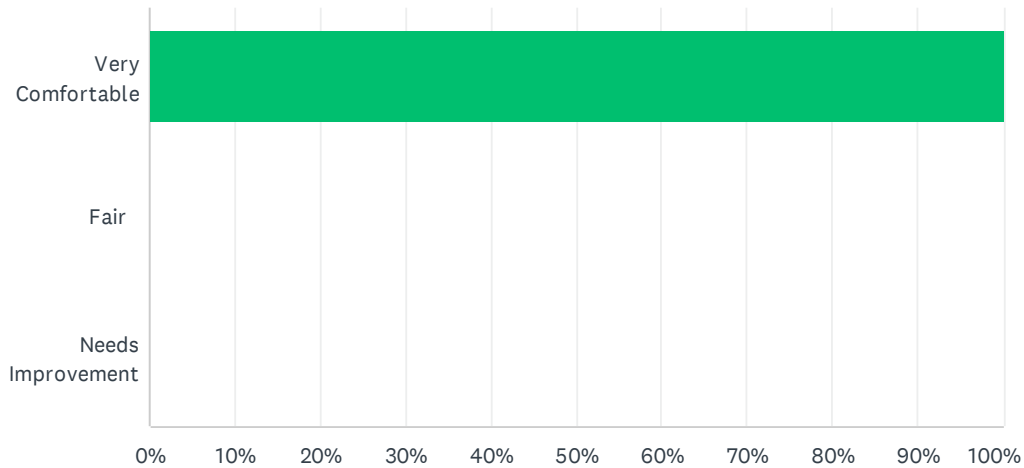
## Patient Satisfaction Survey



ANSWER CHOICES	RESPONSES	
Very Clean	100.00%	27
Fair	0.00%	0
Needs Improvement	0.00%	0
<b>TOTAL</b>		<b>27</b>

## Q10 How would you rate the comfort of the environment?

Answered: 27   Skipped: 0



ANSWER CHOICES	RESPONSES	
Very Comfortable	100.00%	27
Fair	0.00%	0
Needs Improvement	0.00%	0
<b>TOTAL</b>		<b>27</b>

### Q11 What are we doing well?

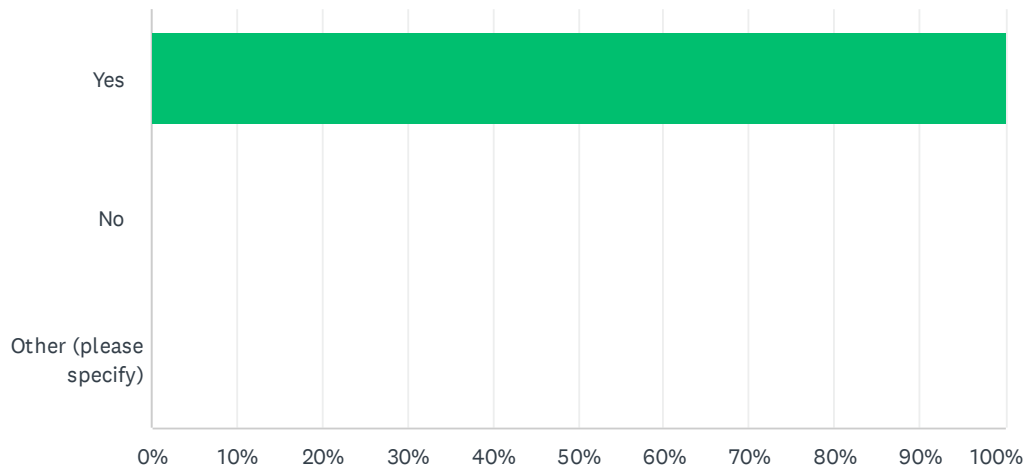
Answered: 19 Skipped: 8

### Q12 What could we do better?

Answered: 15 Skipped: 12

### Q13 Did we meet your expectations?

Answered: 27 Skipped: 0



ANSWER CHOICES	RESPONSES	
Yes	100.00%	27
No	0.00%	0
Other (please specify)	0.00%	0
TOTAL		27

### Q14 Would you like to be contacted regarding your survey? if so please leave your Name and contact Number?

Answered: 6 Skipped: 21