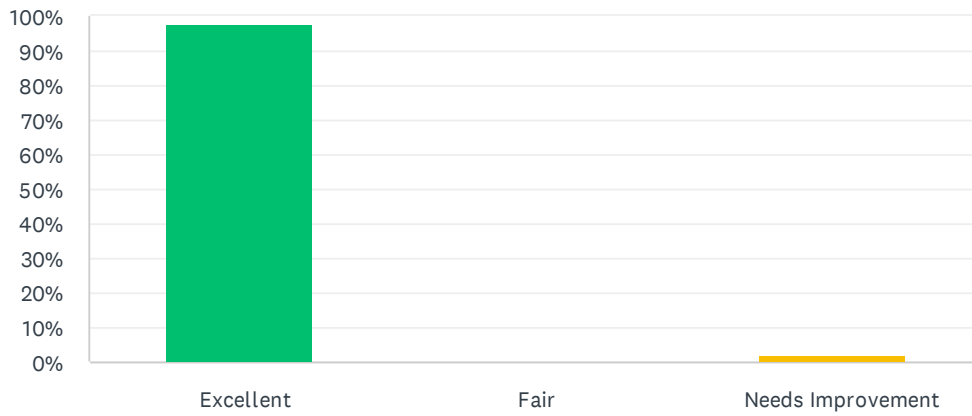


## Q1 How would you rate the customer service of the staff at ADS?

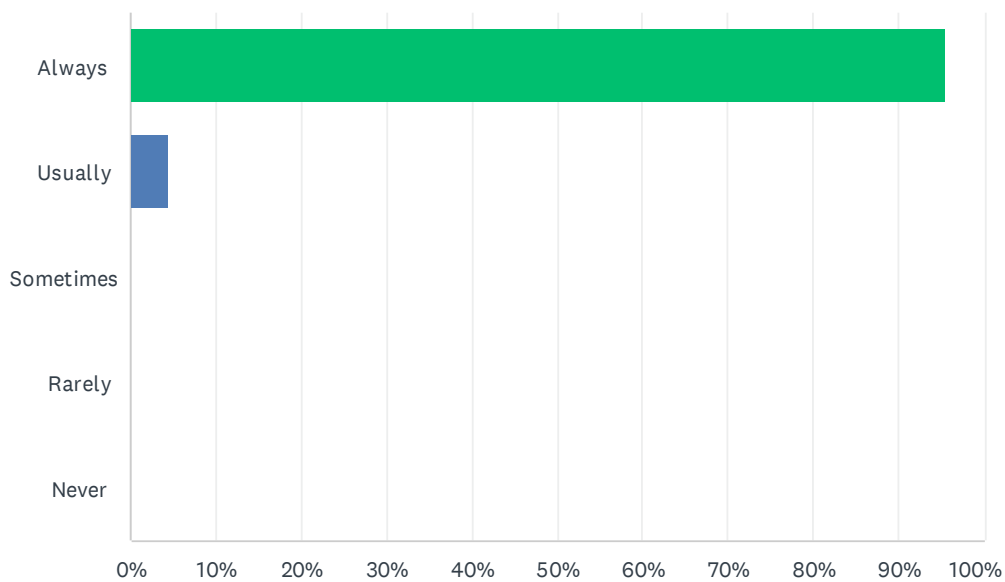
Answered: 45 Skipped: 0



ANSWER CHOICES	RESPONSES	
Excellent	97.78%	44
Fair	0.00%	0
Needs Improvement	2.22%	1
<b>TOTAL</b>		<b>45</b>

## Q2 Did you feel comfortable during your time at ADS and that any concerns you may have had were addressed?

Answered: 45 Skipped: 0

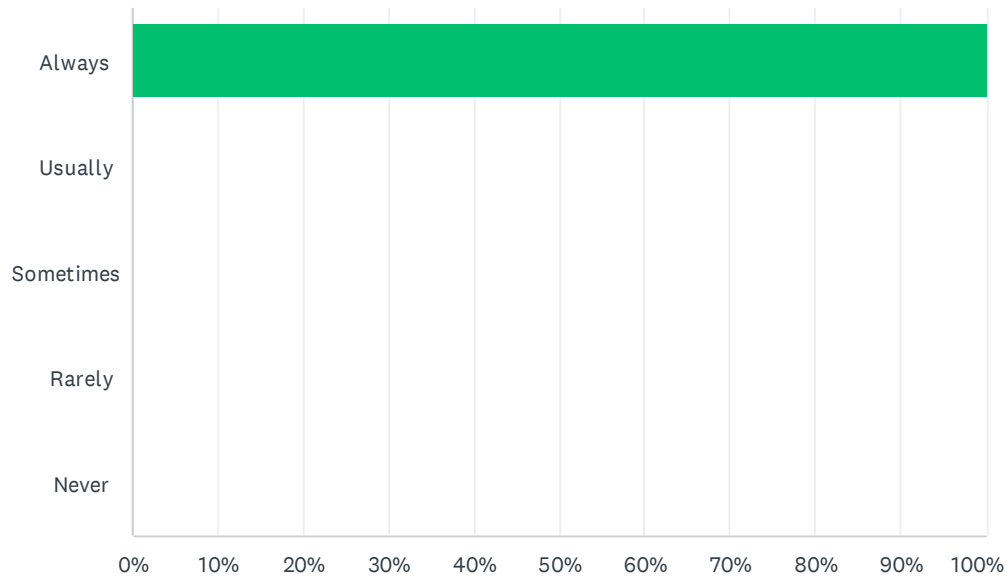


## Patient Satisfaction Survey

ANSWER CHOICES	RESPONSES	
Always	95.56%	43
Usually	4.44%	2
Sometimes	0.00%	0
Rarely	0.00%	0
Never	0.00%	0
<b>TOTAL</b>		<b>45</b>

### Q3 I feel communication was clear and I was included in the decision making for my procedure where applicable?

Answered: 45    Skipped: 0

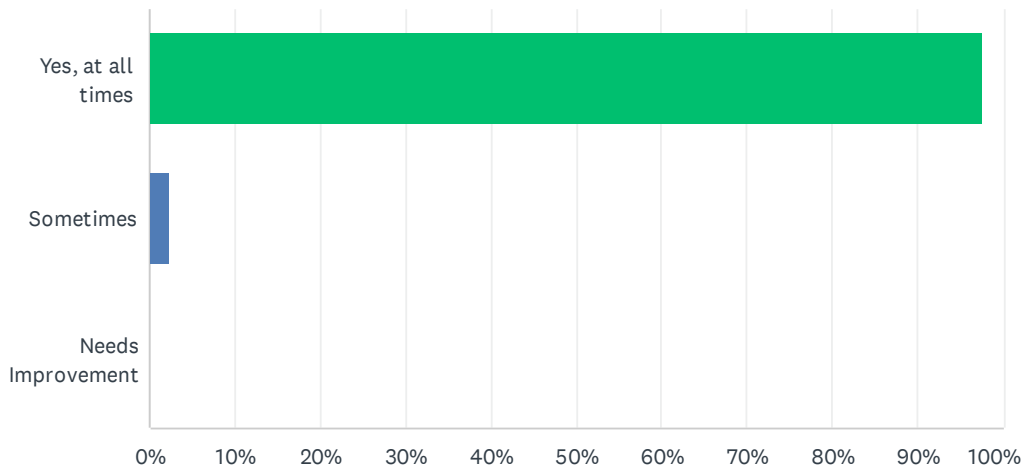


ANSWER CHOICES	RESPONSES	
Always	100.00%	45
Usually	0.00%	0
Sometimes	0.00%	0
Rarely	0.00%	0
Never	0.00%	0
<b>TOTAL</b>		<b>45</b>

### Q4 Do you feel your privacy was respected?

Answered: 44    Skipped: 1

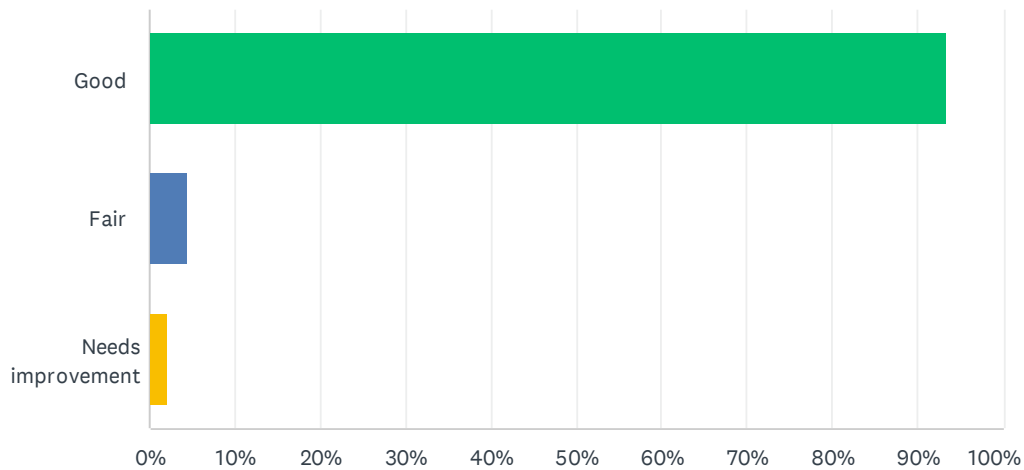
## Patient Satisfaction Survey



ANSWER CHOICES	RESPONSES	
Yes, at all times	97.73%	43
Sometimes	2.27%	1
Needs Improvement	0.00%	0
<b>TOTAL</b>		<b>44</b>

## Q5 Was the time you waited for your procedure..

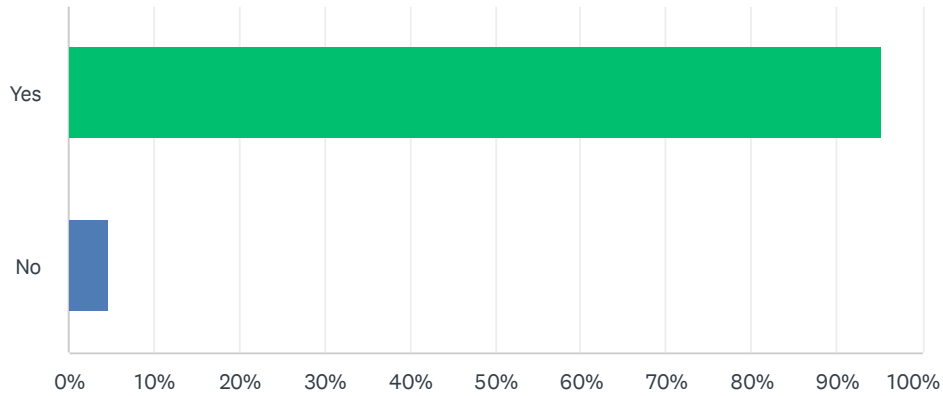
Answered: 45 Skipped: 0



ANSWER CHOICES	RESPONSES	
Good	93.33%	42
Fair	4.44%	2
Needs improvement	2.22%	1
<b>TOTAL</b>		<b>45</b>

## Q6 Did you receive Informed Financial Consent on the day of your surgery?

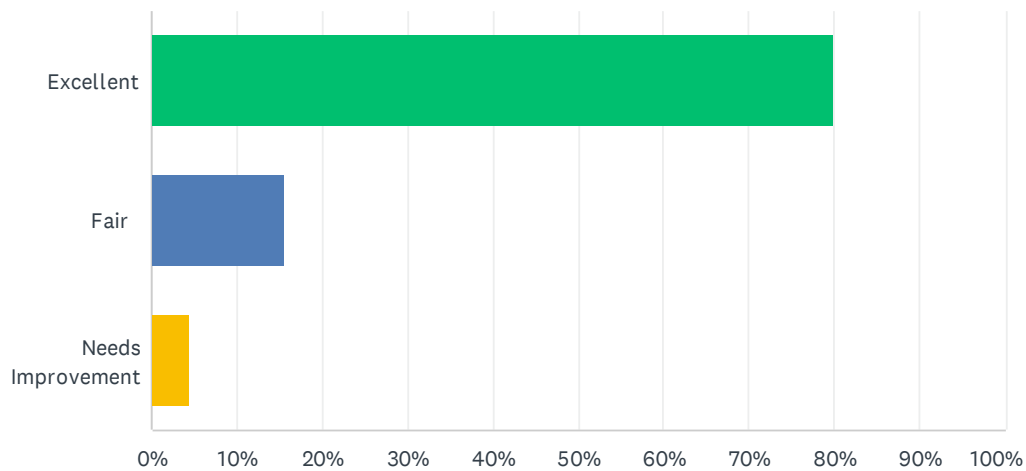
Answered: 43 Skipped: 2



ANSWER CHOICES	RESPONSES	
Yes	95.35%	41
No	4.65%	2
TOTAL		43

## Q7 How would you rate the refreshments provided?

Answered: 45 Skipped: 0

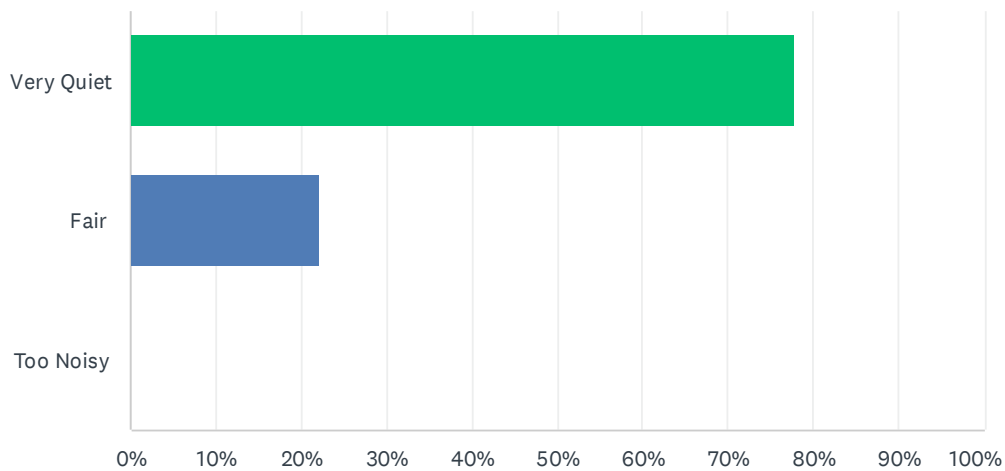


## Patient Satisfaction Survey

ANSWER CHOICES	RESPONSES	
Excellent	80.00%	36
Fair	15.56%	7
Needs Improvement	4.44%	2
<b>TOTAL</b>		<b>45</b>

### Q8 How would you rate the noise level?

Answered: 45 Skipped: 0

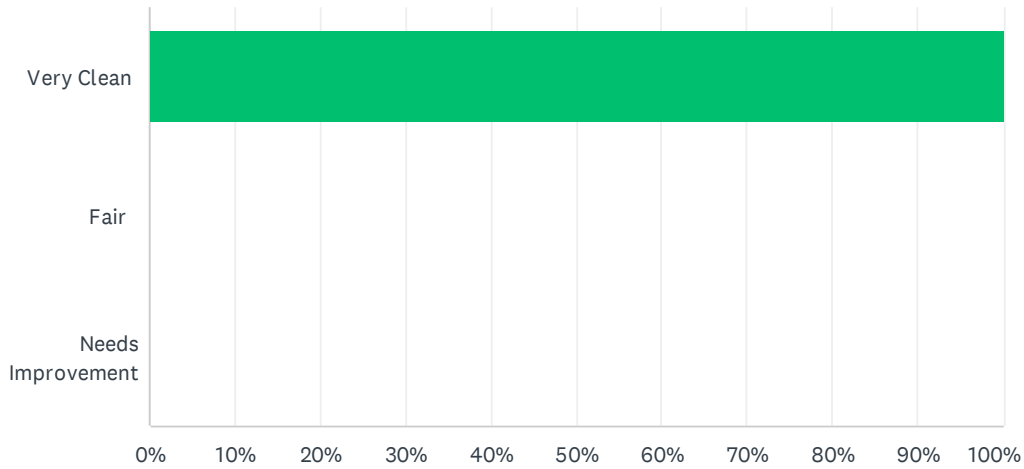


ANSWER CHOICES	RESPONSES	
Very Quiet	77.78%	35
Fair	22.22%	10
Too Noisy	0.00%	0
<b>TOTAL</b>		<b>45</b>

### Q9 How would you rate the cleanliness of the environment?

Answered: 44 Skipped: 1

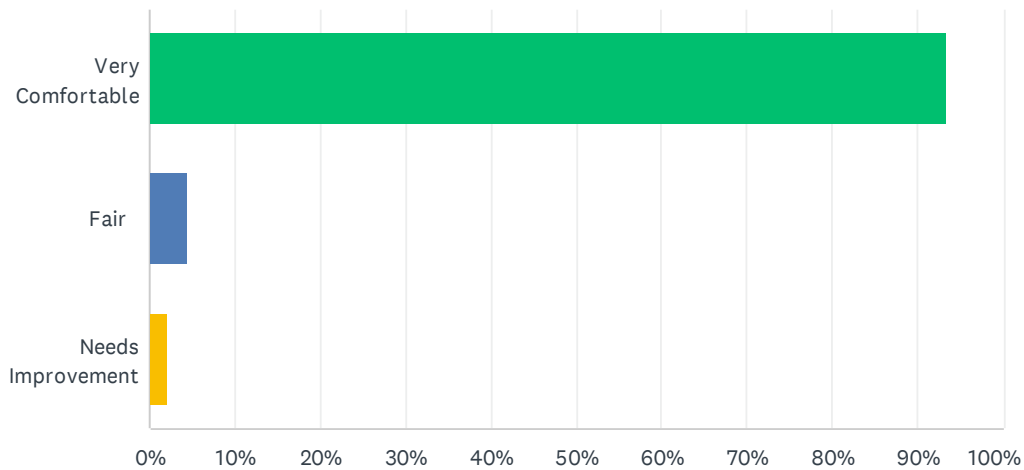
## Patient Satisfaction Survey



ANSWER CHOICES	RESPONSES	
Very Clean	100.00%	44
Fair	0.00%	0
Needs Improvement	0.00%	0
<b>TOTAL</b>		<b>44</b>

## Q10 How would you rate the comfort of the environment?

Answered: 45 Skipped: 0



ANSWER CHOICES	RESPONSES	
Very Comfortable	93.33%	42
Fair	4.44%	2
Needs Improvement	2.22%	1
<b>TOTAL</b>		<b>45</b>

### Q11 What are we doing well?

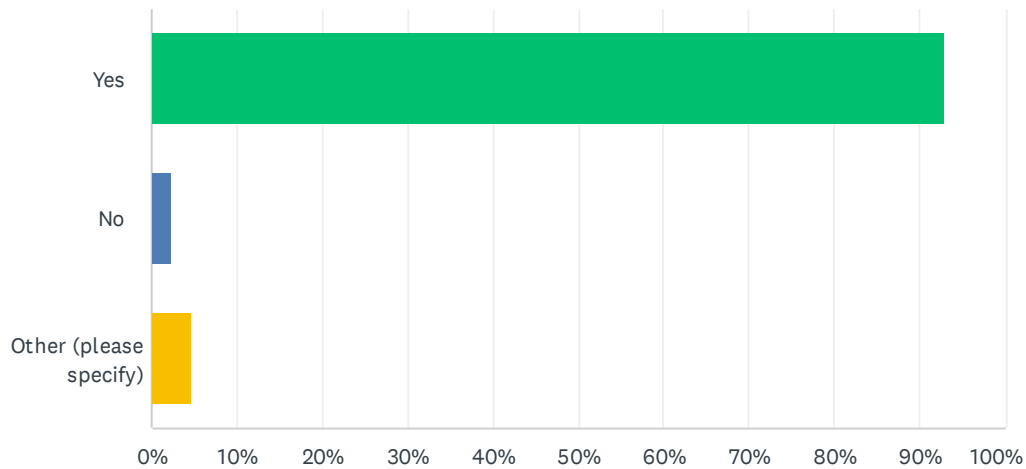
Answered: 38 Skipped: 7

### Q12 What could we do better?

Answered: 22 Skipped: 23

### Q13 Did we meet your expectations?

Answered: 43 Skipped: 2



ANSWER CHOICES	RESPONSES	
Yes	93.02%	40
No	2.33%	1
Other (please specify)	4.65%	2
TOTAL		43

### Q14 Would you like to be contacted regarding your survey? if so please leave your Name and contact Number?

Answered: 10 Skipped: 35